

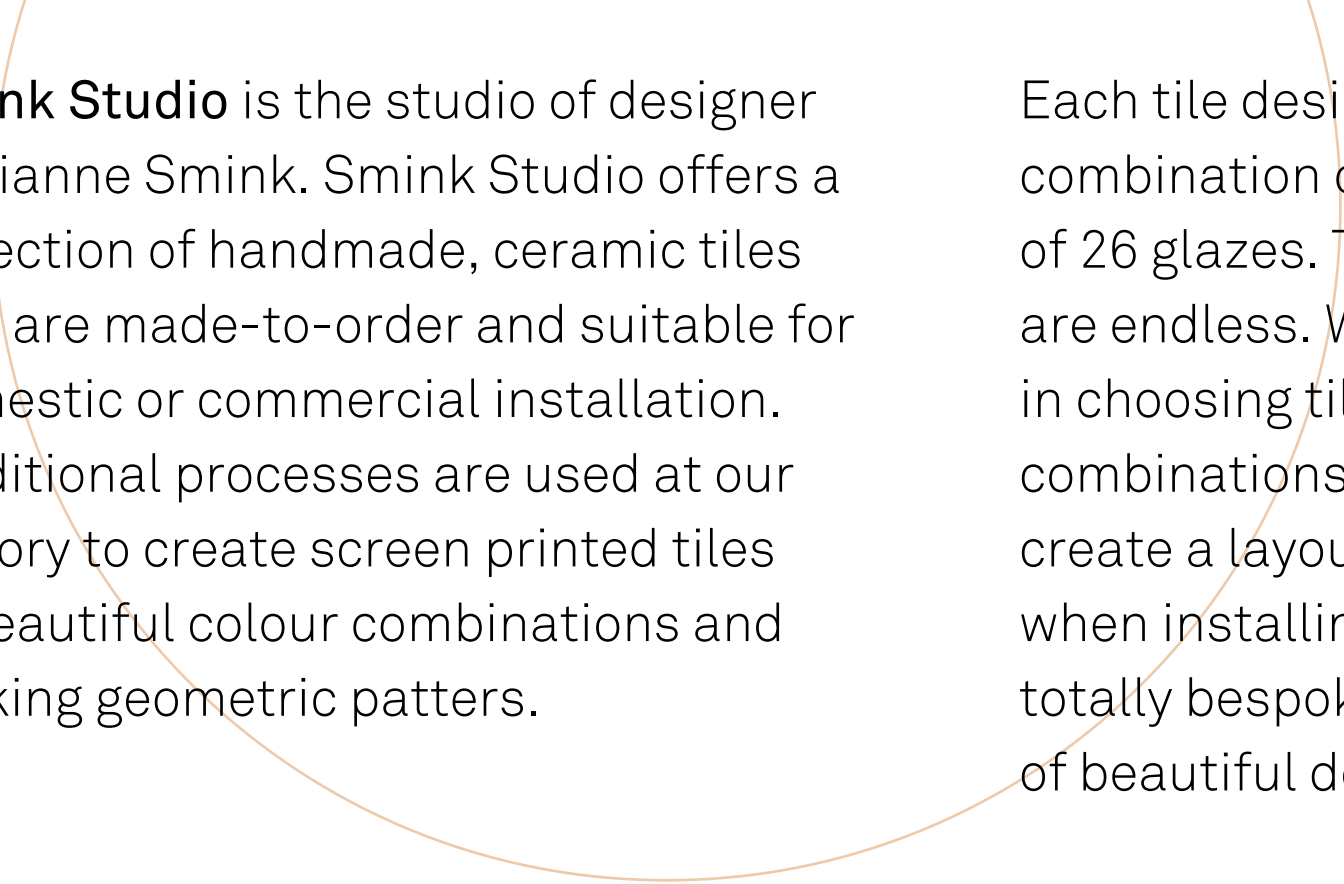
Smink

Studio



Smink TilesTM Collection

Bespoke tile designs
for creative minds



Smink Studio is the studio of designer Marianne Smink. Smink Studio offers a collection of handmade, ceramic tiles that are made-to-order and suitable for domestic or commercial installation. Traditional processes are used at our factory to create screen printed tiles in beautiful colour combinations and striking geometric patterns.

Each tile design can be supplied in any combination of colours from our palette of 26 glazes. The design possibilities are endless. We offer help and guidance in choosing tile designs and colour combinations and then, if required, we create a layout to be used by your tiler when installing the tiles. Our help is totally bespoke, free and born of a love of beautiful design.

The Design Service, how does it work?

01

Tell us about your project.
We listen to your ideas,
your vision and your inspiration.



02

Colour & tile design

Together we work with your chosen tile design and colour scheme. We can make it visual for you and a sample kit will help you see the real materials.



03

Layouts

Using your colour scheme and tile design, we create a bespoke layout for your project.



04

More bespoke?


If you like the style of our tile collection but need a specific shape, colour or surface, let us know.






Smink TilesTM
Collection
Screen printed


After Lowry (14x14cm)




AL1




AL2



AL3

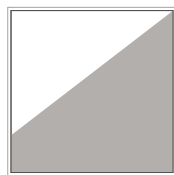


AL4




ALL


Recubed (14x14cm)



R1

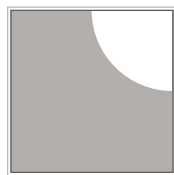


R2




ALL


Quarter Circle (14x14cm)



QC1




QC2




ALL


Eclipse (14x14cm)



E4




E5




ALL


Squared (14x14cm)



S1

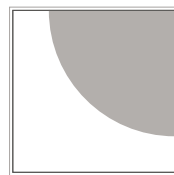


S2



ALL


Sunrise (14x14cm)



SR1



SR2




ALL

Going Overground (10x30cm)




G01



G02



G03



G04

Toucan (10x30cm)



BL1



BL2



BL3

Important information

Square Tiles (14x14cm)

Minimum order: 3m²

Minimum order per different tile design or colourway: 1m²

1m² of 14cm x 14cm tiles = 48 tiles / 3m² = 144 tiles

Tile Thickness = 1cm

Rectangular Tiles (10x30cm)

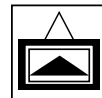
Minimum order: 3m²

Minimum order per different tile design or colourway: 1m²

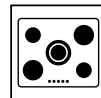
1m² of 10cm x 30cm tiles = 33 tiles / 3m² = 99 tiles

Tile Thickness = 1.2cm

Suitability



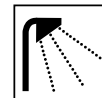
Walls



Kitchens



Bathroom
Walls



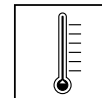
Shower Walls



Frost Resistance.
Passed
EN150 1054-12
standards




Swimming
Pools




Commercial
Buildings
Temperatures
up to 1050°C

Screen printed colour card



Mix and match



After Lowry (AL)

After Lowry tiles echo LS Lowry's paintings of subtly-hued homes and industrial buildings in the north of England. Triangles and rectangles are overlaid and recombine to produce new forms and patterns while the inherent unevenness of the screen printed glaze creates texture. Originally available only in greys and off-whites, After Lowry is now possible in the colour combination of your choice.

(Left)

Photo & Interior design: Second Mile Designs (USA)

Architecture by AOA - Ashley Oz Ozburn (USA)

Domestic bathroom

Each tile measures 14cm x 14cm

Handmade and screen printed glazed terracotta



Recubed ^(R)

Vasarely, father of the op-ed movement, was interested in geometry and illusion and his ubiquitous 3D cubes were the starting point for this design. Here a simple detail of the cube is used to suggest a new asymmetric effect. The potential for illusion remains but the unique texture of screen-printed glaze on ceramic tiles offers a different kind of depth.

Each tile measures 14cm x 14cm
Handmade and screen printed glazed terracotta



Quarter Circle (QC)

Simple shapes, when deconstructed, can create surprising effects. Here, the simplest shape of all, the circle, is separated into four quarters. The choice of glaze colour (or no glaze) determines the contrast between shape and background and the quarters can be brought back together to be whole again or be left incomplete. The rhythm of a pattern can be disrupted by one break in the sequence.

Each tile measures 14cm x 14cm
Handmade and screen printed glazed terracotta



Eclipse (E)

Design is sometimes the result of inspiration but just as often the result of play. What emerged here from various experimental firings was the interesting and subtle contrast between the half-circle made present through glaze and the half-circle made absent through glazing the space around it. It's almost as though the half-circle is eclipsed in certain tiles.

Each tile measures 14cm x 14cm
Handmade and screen printed glazed terracotta



Squared (S)

Bold geometry often means larger shapes but it is also rewarding to work with a smaller repeating patterns. The classic chequerboard, beloved of castles and bathrooms everywhere, was a starting point for this design, but the end result is more playful, almost like a genetically-tweaked Dalmatian dog.

(Left)
Interior Design: Elizabeth Roberts Architecture (USA)
Photo: Michael Sharp
Domestic bathroom


Each tile measures 14cm x 14cm
Handmade and screen printed glazed terracotta



Sunrise (SR)

When one glaze overlays another, new colours and contours emerge. Sunrise takes the basic shape of the Quarter Circle tile but inverts it with glaze on an enlarged area behind the quarter circle. The result, in soft pink and orange hues, is reminiscent of a sunrise, or perhaps a sunset, depending on how you choose to look at it.

Each tile measures 14cm x 14cm
Handmade and screen printed glazed terracotta



Going Overground (GO)

The largest tile project in London's history was the London Underground, the mainstay of London's transportation system. Unique tile layouts were created to define each station. The elongated Going Overground tile echoes the shape of many London Underground tiles and imagines a flexible, above-ground space that can be similarly defined and made unique by the tile.

Each tile measures 10cm x 30cm
Handmade and screen printed glazed terracotta



Toucan (BL)

At first this tile was called 'Leaves' in recognition of the bamboo tree pattern which can emerge in certain configurations. One day, however, a toucan's beak popped out, unbidden, from the leaves. With imagination, of course, many things can be seen depending on the arrangement of tiles. Toucan is available in an elegant extended brick shape.




Each tile measures 10cm x 30cm
Handmade and screen printed glazed terracotta

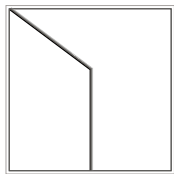


Smink TilesTM
Collection
Relief tiles

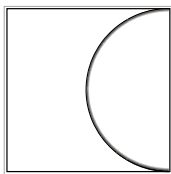
Relief tiles (14x14cm or 16x16cm)



RE AL1




RE AL2



RE E1



RE Solid



Important information

Square Tiles

Minimum order: 3m²

Minimum order per different tile design: 1m²

1m² of 14cm x 14cm tiles =48 tiles /3m²=144 tiles

Tile thickness =1.1cm

1m² of 16cm x 16cm tiles =39 tiles /3m²=117tiles

Tile thickness = 1.4cm

Suitability



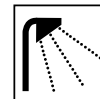
Walls



Kitchens



Bathroom
Walls



Shower Walls



Frost Resistance.
Passed
EN150 1054-12
standards



Swimming
Pools




Commercial
Buildings
Temperatures
up to 1050°C


Solid glazed colour card




B011 Flamingo Pink



B028 Charcoal Grey



B039 Shallow Waters



B053 Saffran Yellow



B054 Creme Caramel



B067 Spearmint Spa




B074 Emerald Lake



B075 Ultra Marine Sea



B083 Ocean Surf




B088 Tempest Blue




B092 Lemon Tart



B150 Fresh Salmon




B700 British Racing Green



BP01 Light Grey



BP02 Warm Grey



BP03 Mouse Grey




BP04 Light Mint




BP05 Mustard



BP06 Sage Green



M815 Paper Black Matt



M835 Industrial Grey Matte



M855 Elegant Grey Matte



S050 Red Tomato



PM06 Cream



PWM White

Relief tiles

Uniquely, the shape of Relief tiles comes from literal depth. Each tile is hand produced and then one of three basic shapes is pressed into the tile. The edges are then smoothed one by one and by hand. The effect is at once striking and subtle and leads to a pattern of shadow and reflection that shifts with the passage of the day and the lighting.

Each tile measures 14x14cm or 16x16cm
Handmade and screen printed, 100% waterproof glazing



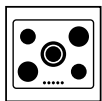


Further
Information

Suitability



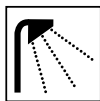
Walls



Kitchens



Bathroom
Walls



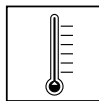
Shower Walls



Frost Resistance.
Passed
EN150 1054-12
standards



Swimming
Pools



Commercial
Buildings
Temperatures
up to 1050°C

Installation

Grout Joints - The minimum and recommended spacing between each tile for grout joints is 2mm.

Edges

At an additional cost we can also offer

- Glazed Edges
- Bull-nose Trim

Terms and Conditions

Handmade

Tiles are referred to its nominal size, not its actual size. Due to the handcrafted nature of our products, dimensions are approximate and may be subject to a degree of inaccuracy. The number of tiles supplied per square meter is approximate and depends upon the suggested grout joint. A possible variation in shades is considered as a particularity of such products. Tiles may exhibit variations from samples and within a shipped lot.

Delivery & Returns

We deliver to the following countries

Europe - Rest of the world

Delivery is charged in accordance with the size and destination address of the order as per the delivery cost at the time of order. Additional local import duties and taxes may be payable on receipt.

How to return

Please ensure that you check all items on receipt, as faulty or damaged items must be reported within five working days of receiving the parcel.

All our tiles are made to order and can not be returned.

Prices

The prices given in our offers and confirmations of order are ex warehouse, exclusive of VAT or import duties. All the prices given by us in our offers and confirmations of order are based on the purchase prices applying for us at the time of these offers or confirmations, the exchange rate of the relevant foreign currency as stated in our offers and confirmations of order, import duties and equivalent levies, insurance rates, freight charges, taxes, margin arrangements, etc. In the event of a change in one or more of the aforementioned or other cost-determining factors, we are entitled to pass on these changes to the customer in the relevant sales invoice.

Copyright & Trademark


All the content of the pages on the website (including pictures, logos, photographs, copy and other materials) represent the copyright or registered trademark of Smink Studio or it's technology providers or their respective owners. ALL RIGHTS RESERVED. The modification, copying, circulation, reproduction, or incorporation of into any other work of part of or all of content available on the Smink Studio site is forbidden, with the exception of:

Copying, printing (solely one copy) or downloading extracts of the content of the website for the sole purpose of using the website in good faith for placing an order with Smink Studio or for non-commercial purposes.

Smink Studio may assign or transfer any of its rights or sub contract any of its obligations under these terms and conditions to any third party. You may not assign or transfer any

of your rights or sub contract any of your obligations under these terms and conditions except with the specific written permission of Smink Studio.

No person who is not a party to these terms and conditions shall have any right to enforce any term under the Contracts (Rights of Third Parties) Act 1999. Nothing in these conditions is intended nor shall affect any of your statutory rights that may not be legally excluded. For our full terms and conditions visit smink-studio.com



smink-studio.com
hello@smink-studio.com