



Smink

Studio

Smink Tiles™

Hospitality & retail

Interiors tell a story
Handmade tiles give you a voice

Grayson Hotel New York - Photo by Liz Clayman Photography

Smink

Studio

Why Smink tiles?





Authentic

It takes around a month to make each tile. The stages of the process, from forming to firing to screen-printing, are visible in the final result. The tiles have a story to tell and that's why they draw our attention; the subtle imperfections, the reflected light, the rich colour. In a hospitality setting, they speak of a natural interior, rich in detail and created to last. The tiles are decorative but they become part of the fabric of the building in a way no other material can.

Bespoke

Each installation is made-to-measure, one-of-a-kind and tailored to its setting. Before production begins, we listen to your ideas, work with you to select colours and designs and then create a layout design that is unique to your setting. Only then, when we've designed a layout that's right for you, do we start to produce your tiles, meaning almost zero waste.

Interior design: Cancan design and Box 3 Ibiza - photography
Ana Lui photography





Transformative

Handmade tiles transform the feel of a space. Their natural solidity speaks of permanence while their surface is all about colour, subtle variation and reflected light. Screen-printed glazes, from the vibrant to the subtle, offer unlimited design possibilities that can bring a hospitality setting alive while three dimensional Relief tiles allow light and shadow to play across the surface of the walls.

Defining

Surfaces define spaces while subtle variations in repeating spaces show that attention has been paid to detail, just as attention is paid to guests and clients. Working with a core set of tiles in an agreed range of colours, we can vary the layout in spaces such as kitchenettes, bathrooms, cosy nooks or wall panels. Each unique installation defines the space that it enhances and collectively the tiling defines the approach of the establishment towards its clients.





Smink

Studio

Use cases

Hotels
Restaurants
Cafes
Shop-cafes
Boutique stores
Multi-site locations

Hotel

Smink Studio tiles transform Bar Harta, in midtown Manhattan's Grayson Hotel, into a warm, textural space that invites lingering meals and relaxed socialising. This brasserie with al fresco wine terrace is decorated with tiles that are screen-printed on the back of the tile for a more aged, almost vintage look. It emphasises the handmade element and combines well with the wooden furniture and soft furnishings. Making tiles to order allows us to focus on these bespoke details.





Imagine a hotel where the bathrooms didn't speak of uniformity but instead were at the heart of the individual detailing of each suite. Boutique hotels, for example, that aim to develop a series of bespoke rooms with separate identities can choose a core set of tiles and colours and then we will create a unique design for each bathroom.

Attention to detail also requires thinking about edge tiles. We have a range of trim tiles that can elegantly finish corners, niches, the top row of wainscoting and window returns. These special tiles, including bullnose and V-Caps, tell of a detail-oriented design that values the look from every angle.

Restaurant

Londrino, a London restaurant serving Portuguese cooking, is an appropriate setting for our tiles as they are handmade in Portugal. The bespoke layout design created for this restaurant used brown and grey to reflect the industrial metal and concrete surfaces of the interior while the pops of orange added warm contrast. V-Cap tiles wrap around the edges of the countertop to protect the bar and create a solid, satisfying look and feel.

Our tiles are suited to restaurant and hospitality locations generally as, like all glazed ceramic tiles, they are virtually maintenance free and conform to expected standards of stain and chemical resistance. They're also tested to -20°C for frost-resistance and so suitable for outdoors.





Goldfinch Create & Play

Cafe

What defines a good cafe? A space that welcomes us with light, style and comfort. Somewhere with authentic materials to reflect the approach to food. The glaze used in this Bristol, UK cafe hits those notes. It mimics the colour of raw terracotta while offering the benefits of a glazed tile. The 3D surface of our Relief tiles creates patterns of light and shadow that shift with the passage of the day.

This glaze, like most of our glazes, is available in matte, gloss, or a mixture of the two!

Shop-cafe

Starter Bakery has been baking bread and pastries in California for 13 years. When they decided to open their first café-bakery in Oakland, California, they chose Smink Studio tiles along the entire 6-meter length of the serving counter. The tiles are hand-printed in a subtle combination of grey and brown to reflect the wholesomeness of the food; the tiles enhance the food on offer without stealing the limelight!

Starter Bakery Cookline SF - Interior by Caha Design, Photo by Kristen Loken





Boutique stores


To stand out, boutique stores need to make a statement. They need to tell the customer in one glance what their purpose and benefit is. Big Night Store, New York's party shop, achieves this with hyper-colourful Smink Studio tiles that define the purpose of the store. The sales counter is wrapped in a bespoke design, including V-Caps and corner caps, that shouts fun, play and enjoyment - the perfect party! At the same time the backsplash and WC area utilize a different design to define separate spaces.

Big Night Shop New York - Interior design by Decorum,
Design & Build Photos by Julie Goldstone

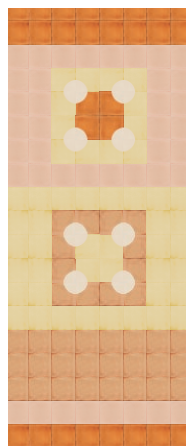
Multi-site locations

Working in partnership with Sandro over the last few years, we have helped create a language of design that uses our tiles to tie the stores together while at the same time differentiating them from one another. These three stores use tiled pillars and panels of handmade, screen-printed tiles to define location.


Tiles suggest permanence and authenticity. They decorate but at the same time they are part of the fabric of the building. This is nowhere more important than in the transformation of multi-store locations into sites with an individual identity.



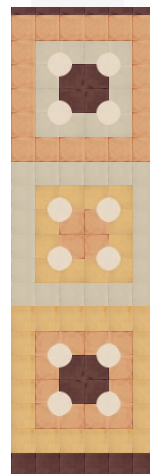
Lotte Jamsil
Seoul
South Korea




Sandro
Bloomingdales
Washington
United States



Sandro Women
Dubai



Sandro
Printemps
Haussman
Paris
France



Sandro
Hong Kong
K11





Sandro Giverny France
Inspired by Claude Monet - Hometown

Sandro Amoreiras Portugal
Inspired by Rossio square in Lisbon

Sometimes design defines the location. Sometimes design is defined by the location. For each of these three Sandro stores we created a design that was inspired by the city they inhabit. Pattern and location echo each other.

Each store is one of hundreds but it tells a clear story: we are of this place. Handmade tiles are a fascinating way to build identity and show what matters to clients.

How does the process work?

01

Sample pack

Tell us about your project. What is your vision? Which tile designs and glaze colours inspire you? We'll hand-pick a sample pack for you.





02

Layout design

Tell us your dimensions and we'll create a layout design for you by hand.

03

Order

Tell us what your feedback and we'll adapt the design until you have what you want. When you're ready, you can order the tiles.

Colour card Screen printed

Mix and match



Colour card Relief tiles



S010
Orange Caviar



S001
Red Chili Pepper



B011
Flamingo Pink




B150
Fresh Salmon



M998
Bisque Soft Matt




B010
Baby Flamingo



B039
Shallow Waters



B067
Shallow Waters



B089
Tempest Green




B700
British Racing Green



B042
Ice Grey White



B043
French Grey



B029
Elephant Grey



B028
Charcoal Grey



B044
Divine Grey



B075
Ultramarine Sea



B083
Ocean Surf



B088
Tempest Blue



B092
Lemon Tart




B053
Saffron Yellow



B054
Creme Caramel



B057
Brown Beer Bottle



M825
Smoke Grey Matt



M855
Elegant Greige Matt



M835
Industrial Grey Matt



M815
Paper Black Matt



PPM6
Cream Base



B002
Eggshell White

Important information

Square Tiles (14x14cm / 5-1/2x5-1/2")

Minimum order: 3m² / 33 sf

1m² of 14 cm x 14cm tiles = 49 tiles

1sf of 5-1/2x5-1/2" tiles = 4.55 tiles

Tile thickness= 1cm

Rectangular Tiles (10x30cm)

Minimum order: 4m² / 43 sf

1m² of 10 cm x 30cm tiles = 33 tiles

1sf of 4"x12" (approx.) = 3.06 tiles

Tile thickness= 1.2cm

Suitability



Walls



Kitchens



Bathroom
walls



Shower
Walls



Frost Resistance.
Passed
EN150 1054-12
standards



Swimming
Pools



Commercial
Buildings
Temperatures
up to 1050°C





Smink

Studio

Smink Studio
www.smink.studio
hello@smink.studio
[@sminkthings](https://www.instagram.com/sminkthings)

