



Smink

Studio

Smink Tiles™ Bathroom themes

Interiors tell a story
Handmade tiles give you a voice

Smink

Studio

Why use Smink
tiles in the
bathroom?





Handmade tiles

Smink Studio tiles are different. The surface of each tile tells the story of its production. They are less 'perfect' than mass-produced tiles; the colours are richer and more variegated; the surface is more interesting. The whole process, from beating the wet clay into the moulds to screen-printing by hand, is visible in the final tile.

Bespoke designs

Your bathroom will be unique. We design your tile installation for you so no two bathrooms are the same. Before production begins, we listen to your ideas and work with you to select colours. Then we start work on a bespoke layout design to your dimensions.





Smink

Studio

Bathroom themes

Updated tradition

Ibiza sun

Matte and shine

Simple Relief

Subway shape

California colourful

Japandi style

Maximalism

Inspired by artists

Solid colour scene

Updated tradition

The classic chequerboard pattern gets a makeover. Here our S1 tile, with an off-white base glaze and screen-printed black square, is arranged in a pattern that balances order and chaos.

Black and white is just a suggestion. We have 40 screen-print colours to choose from so mix it up to suit your space.

Photo Dustin Aksland







Ibiza sun

This Ibiza bathroom mixes our screen-printed E5 Eclipse tile with its pressed Relief sibling. The result is a radiant Ibiza vibe. Shadows around the edge of the relief form echo the edges of the screen-print where the 006 yellow pigment collects and darkens.

Matte and shine

Another Ibiza bathroom, another sun-filled shower space. Tiles in matte glaze M998 mimic the natural look of raw terracotta but with all the advantages of a glazed tile (waterproof, easy to clean, etc). Scattered throughout, like a hidden design slowly being revealed, are single and double screen-printed gloss tiles in Mediterranean sunset yellows, oranges and ginger.






Simple Relief

Choosing just one colour reveals the simple, subtle shapes of our Relief tiles. The charcoal grey B028 glaze becomes thinner around the edges of the 3D shapes and this creates a lighter colour to match the reflected light. Pair with a dark grout to highlight the same effect around the edges of the tiles.

Subway shape

The subway shape tiles of our Going overground and Toucan collections (30x10cm / 12x4" approx) can be lined up or, as here, staggered to create a new connection between the tiles. With 40 colours to choose from, you can sense the endless possibilities, which is why we make every tile to order rather than keeping stock.





California colourful

This walk-in shower grabs your attention. Screen-printed red, pink, yellow and orange in pastel hues blend with the fab, fun baby-blue window. When your tiles are made-to-order and you have control over the colours, matching to existing details in your bathroom is a cool Californian breeze.

Japandi style

The word Japandi, like the style, is a blend of Japanese and Scandinavian. It tends towards minimalism, natural colours and above all, calm cosiness. Choose soft shapes, such as those in our Eclipse and Quarter Circle ranges, and neutral colours, such as the taupes and greys in this spectacularly subtle bathroom.

Cathie Hong Interiors, Margaret Austin photography





Maximalism


If minimalism is the belief that less is more, then maximalism is its outrageous cousin who holds that more is more. To achieve a maximalist bathroom, layer screen-prints on top of each other so that colours blend and break through. And print on the more textural back of the tile; this encourages the colours to pool and gives a more vintage, aged look.

Inspired by artists

There is a limitless variety of patterns possible when you can combine 40+ tiles with 40+ colours. The inspiration for this design, called 'Cast no shadow', was the work of British artist LS Lowry and in particular the angular, industrial buildings he painted, which, as the name suggests, cast no shadow. There are more designs inspired by artists (and myriad other things) on our website: www.smink.studio

Iconic Build and Design, Kevin Brost photography





Solid colour scene

Using solid colours only with our handmade tiles (no screen-printing or pressing) is a less labour-intensive production method and so somewhat cheaper. Choose from the Relief colour card (min. 200 tiles per colour) and create your own installation design. Half-size tiles are also possible.

How does the process work?

01

Sample pack

Tell us about your project. What is your vision? Which tile designs and glaze colours inspire you? We'll hand-pick a sample pack for you.





02

Layout design

Tell us your dimensions and we'll create a layout design for you by hand.

03

Order

Tell us your feedback and we'll adapt the design until you have what you want. When you're ready, you can order the tiles.

Colour card Screen printed

Mix and match



Colour card Relief tiles



S010
Orange Caviar



S001
Red Chili Pepper



B011
Flamingo Pink




B150
Fresh Salmon



M998
Bisque Soft Matt




B010
Baby Flamingo



B039
Shallow Waters



B067
Shallow Waters



B089
Tempest Green




B700
British Racing Green



B042
Ice Grey White



B043
French Grey



B029
Elephant Grey



B028
Charcoal Grey



B044
Divine Grey



B075
Ultramarine Sea



B083
Ocean Surf



B088
Tempest Blue



B092
Lemon Tart




B053
Saffron Yellow



B054
Creme Caramel



B057
Brown Beer
Bottle



M825
Smoke Grey
Matt



M855
Elegant Greige
Matt



M835
Industrial Grey
Matt



M815
Paper Black
Matt



PPM6
Cream Base



B002
Eggshell White

Important information

Square Tiles (14x14cm / 5.5x5.5")

Minimum order: 3m² / 33sf

1m² of 14 cm x 14cm tiles = 50 tiles

1sf of 5.5x5.5" tiles = 4.65 tiles

Tile thickness= 1cm

Rectangular Tiles (10x30cm / 12x4" approx.)

Minimum order: 4m² / 44 sf

1m² of rectangular tiles = 33 tiles

1sf = 3.06 tiles

Tile thickness= 1.2cm

Suitability



Walls



Kitchens



Bathroom
walls



Shower
Walls



Frost Resistance.
Passed
EN150 1054-12
standards



Swimming
Pools



Commercial
Buildings
Temperatures
up to 1050°C





Smink

Studio

Smink Studio
www.smink.studio
hello@smink.studio
[@sminkthings](https://www.instagram.com/sminkthings)

BASIS Bureau für Baukunst, Fotostudio HOHNWALD

